



May Tree Close, Winchester, Hampshire, SO22 4JF

Winkworth

May Tree Close, Winchester, Hampshire, SO22 4JF

Superb End-of-Terrace House with Well-Presented Accommodation

This bright, well-presented house is situated in the popular Badger Farm area, close to good local amenities. The house is nicely positioned in a close of similar properties and is a short distance from a supermarket, with lots of excellent local walks nearby. Other advantages include a low-maintenance garden at the rear of the property and a garage in a nearby block.

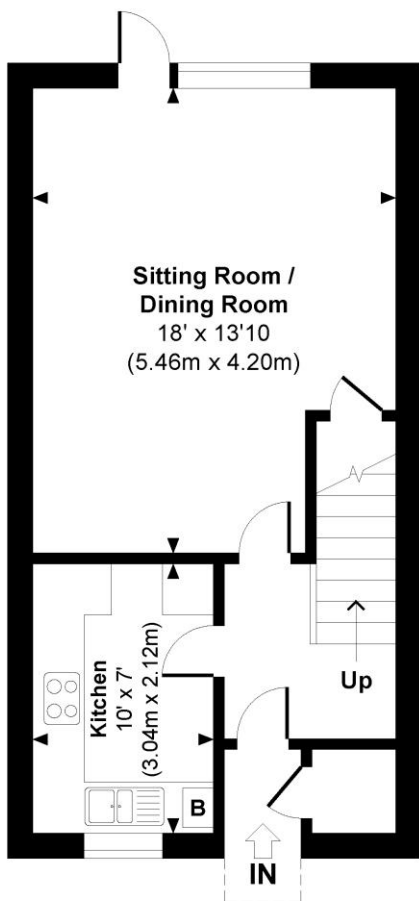
A short flight of steps leads down to an outer, covered porch, giving access to a bin store to the right. From here the front door leads through to the welcoming entrance hall. The open plan sitting/dining room is a wonderfully light space extending the full width of the property, with a large window and a door to the rear and a useful understairs storage cupboard. The kitchen is well appointed with ample base and eye level fitted units providing plenty of cupboard space. Integrated appliances include oven and hob while there is space for further appliances such as washing machine and fridge/freezer.

Stairs rise to the first floor where the landing gives access to three bedrooms. The main double bedroom has the advantage of a built-in wardrobe. All bedrooms are served by the family bathroom with bath and shower over.

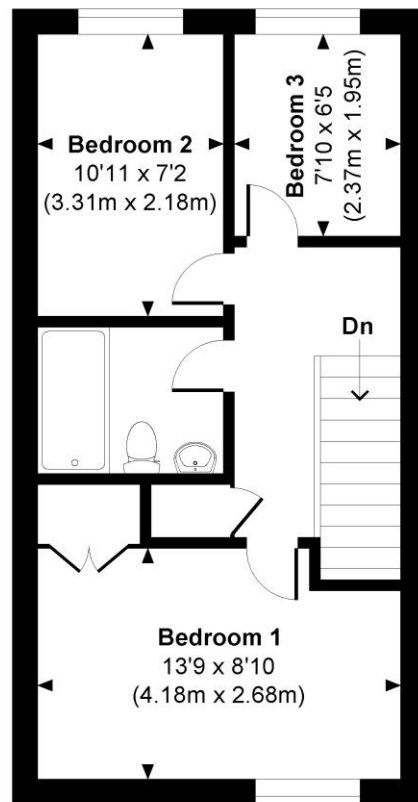
The south-facing rear garden is well-presented and low maintenance with a useful shed for storage and there is a garage located close by.







GROUND FLOOR



FIRST FLOOR

© www.propertyfocus.co | Professional Property Photography & Floorplans

This plan is for illustrative purposes only and is not to scale. If specified, the Gross Internal Area (GIA), dimensions, North point orientation and the size and placement of features are approximate and should not be relied on as a statement of fact. No guarantee is given for the GIA and no responsibility is taken for any error, omission or misrepresentation.

May Tree Close

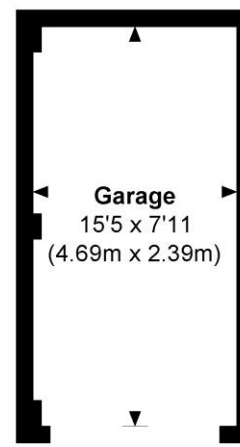
Approximate Gross Internal Area

Main House = 788 Sq Ft / 73.27 Sq M

Garage = 121 Sq Ft / 11.21 Sq M

Total = 909 Sq Ft / 84.48 Sq M

Outbuildings are not shown in correct orientation or location.



GARAGE



May Tree Close, Winchester, Hampshire, SO22 4JF

Directions

From our office in Southgate Street proceed in a southerly direction along St Cross Road. Turn right at the roundabout, signposted Badger Farm, and proceed along Badger Farm Road. At the next round about take the third exit onto Meadow Way. Turn left onto May Tree Close following the road to the end, then turn left again onto May Tree Close and take the first right into May Tree Close and finally left again into May Tree Close and the property can be found at the end of the road.

Location

Conveniently located in the popular Badger Farm area of Winchester with easy access to the M3. Sainsbury's superstore is close by and there are excellent bus services into the centre of Winchester with its railway station (links to London Waterloo in approx. 60 minutes), High Street shops, boutiques, library, coffee shops, public houses, restaurants, theatre, cinema, museums and, of course, the City's historic Cathedral. In the catchment for Kings' secondary school.

Tenure: Freehold.

Services

Mains gas, electricity, water and drainage

Winchester City Council

Council tax band: C

EPC rating: C

Viewings

Strictly by appointment with Winkworth Winchester Office

Winkworth.co.uk/winchester

Winkworth Winchester

2 Black Swan Buildings, Southgate Street, Winchester, SO23 9DT
01962 866 777 | winchester@winkworth.co.uk

Winkworth Country House Department

13 Charles II Street, St James's, London, SW1Y 4QU
020 7870 4878 | countryhouse@winkworth.co.uk

Winkworth

See things differently