



63 KEEPHATCH ROAD, WOKINGHAM, BERKSHIRE, RG40 5AA
£669,000 FREEHOLD

**A STUNNING 4 BEDROOM DETACHED FAMILY RESIDENCE
BUILT BY LINDEN HOMES WITH SUMPTUOUS
ACCOMMODATION SPREAD OVER 3 FLOORS.**

Winkworth

Wokingham | 01189 072777 | wokingham@winkworth.co.uk

for every step...

winkworth.co.uk



DESCRIPTION:

The accommodation comprises reception hallway with cloakroom, lounge, refitted kitchen opening into the conservatory, 3 first floor bedrooms, en suite and a family bathroom. There is a 26' second floor bedroom/family room which could be split to create 2 bedrooms or a fabulous master suite with dressing room and en suite. Externally there is an enclosed garden and a single garage with driveway to the rear.

Further benefits include an integrated home entertainment system with speakers in the ceilings to several rooms, gas radiator central heating, double glazed windows, all presented in excellent order.


The location provides convenient access into the market town of Wokingham together with the A329 which in turn leads to Reading and Bracknell, the M3 and M4.

AT A GLANCE

- Sought after location
- Overlooking green space
- 3 storey accommodation
- Refitted kitchen
- 3-4 bedrooms
- Scope to adapt to 5 bedrooms
- Council tax band G Wokingham
- Ultrafast Broadband 1000Mbps
- Mobile coverage Vodafone and O2
- Satellite/Fibre TV available BT, Sky and Virgin.



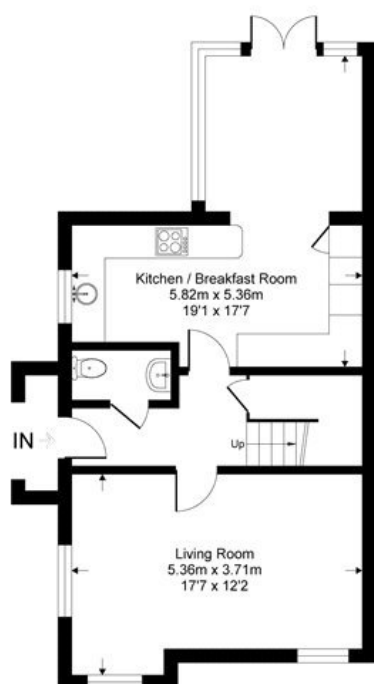
Approximate Gross Internal Area = 129.2 sq m / 1391 sq ft
 Approximate Garage Internal Area = 16.8 sq m / 181 sq ft
 Approximate Total Internal Area = 146 sq m / 1572 sq ft



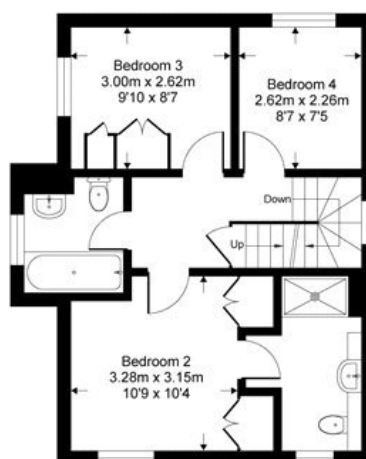
Garage = 33.6 sqm / 362 sqft



Second Floor = 16.8 sqm / 181 sqft



Ground Floor = 51.8 sqm / 558 sqft



First Floor = 43.7 sqm / 471 sqft

Whilst every attempt has been made to ensure the accuracy of the floor plan contained here, measurements of doors, windows, rooms and any other items are approximate and no responsibility is taken for any error, omission or mis-statement. This plan is for illustrative purposes only and should be used as such by any prospective purchaser.

This floorplan is for illustration purposes only and is not to scale. The position and size of doors, windows, appliances and other features are approximate.

Score	Energy rating	Current	Potential
92+	A		
81-91	B		
69-80	C		
55-68	D		
39-54	E		
21-38	F		
1-20	G		

70 C

82 B

Wokingham | 01189 072777 | wokingham@winkworth.co.uk



for every step...

winkworth.co.uk

Winkworth wishes to inform prospective buyers and tenants that these particulars are a guide and act as information only. All our details are given in good faith and believed to be correct at the time of printing but they don't form part of an offer or contract. No Winkworth employee has authority to make or give any representation or warranty in relation to this property. All fixtures and fittings, whether fitted or not are deemed removable by the vendor unless stated otherwise and room sizes are measured between internal wall surfaces, including furnishings.

We are required by law to conduct anti-money laundering checks on all those buying a property. Whilst we retain responsibility for ensuring checks and any ongoing monitoring are carried out correctly, the initial checks are carried out on our behalf by Landmark who will contact you once you have had an offer accepted on a property you wish to buy. The cost of these checks is £24 per person and this will need to be paid by you in advance of us issuing a memorandum of sale, directly to Landmark, and is non-refundable.