



MOUNTGROVE ROAD, LONDON, N5
£525,000 SHARE OF FREEHOLD

A BRIGHT, ONE DOUBLE BEDROOM
APARTMENT POSITIONED MOMENTS FROM
CLISSOLD PARK IN N5.

Islington | 0207 354 2480 | islington@winkworth.co.uk

Winkworth

winkworth.co.uk

See things differently



DESCRIPTION:

A stunning, one double bedroom apartment positioned across the first floor of this handsome Victorian building in N5. Standing at 627 sqft, the property offers wonderfully bright rooms from an east to west aspect and good-sized rooms throughout. Accommodation comprises of a spacious living room spanning the full width of the house, with two large west facing windows and cleverly built storage in the alcoves. The fully equipped kitchen positioned half landing on the rear of the building consists of a useful breakfast bar and plentiful worktop space. A larger than average double bedroom offers peaceful views across neighbouring gardens, while the property is completed with a contemporary family sized bathroom and ample storage.

Mountgrove Road is exceptionally well located for an array of local amenities as well as fantastic transport links. Highbury barn is close by as is the infamous Church Street with its selection of trendy bars, restaurants and boutique design and clothes shops. Clissold Park is just moments away whilst the Castle climbing centre and West reservoir for sailing and canoeing are also close by. Arsenal tube station provides the closest underground links on the Piccadilly line whilst Finsbury Park is also within easy reach providing over ground services and the Victoria line tube. Buses on Blackstock road and Green lanes make access to the City and Inner Street effortless and international travel can be accessed from Kings Cross St

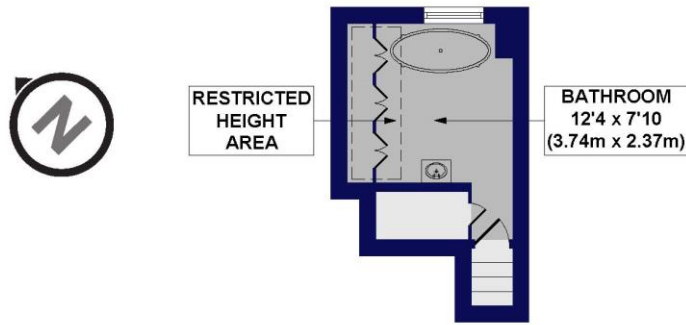
Winkworth



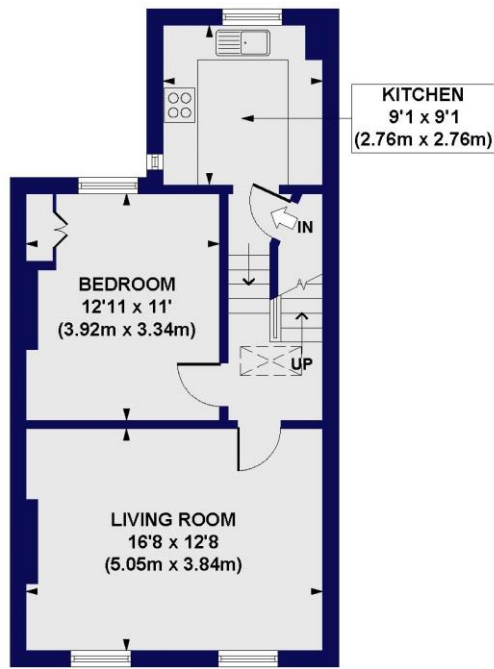
Winkworth

Mountgrove Road, N5

Approx. Gross Internal Floor Area 627 sq. ft / 58.23 sq. m (Including Restricted Height Area)
 Approx. Gross Internal Floor Area 598 sq. ft / 55.58 sq. m (Excluding Restricted Height Area)



SECOND FLOOR
GROSS INTERNAL
FLOOR AREA 119 SQ FT

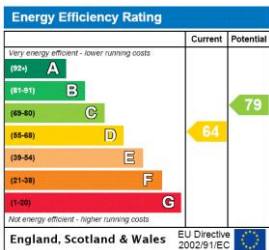


FIRST FLOOR
GROSS INTERNAL
FLOOR AREA 508 SQ FT

All measurements of walls, doors, windows, fittings and appliances, including their size and location, are shown as standard sizes and do not constitute any warranty or representation by the seller, their agent or CP Creative. Any intending purchaser must satisfy himself by inspection or otherwise as to the correctness of the information contained in these plans. This plan is for illustrative purposes only and should be used as such by any prospective purchasers.



This floorplan is for illustration purposes only and is not to scale. The position and size of doors, windows, appliances and other features are approximate.



Islington | 0207 354 2480 | islington@winkworth.co.uk



winkworth.co.uk

See things differently

Winkworth wishes to inform prospective buyers and tenants that these particulars are a guide and act as information only. All our details are given in good faith and believed to be correct at the time of printing but they don't form part of an offer or contract. No Winkworth employee has authority to make or give any representation or warranty in relation to this property. All fixtures and fittings, whether fitted or not are deemed removable by the vendor unless stated otherwise and room sizes are measured between internal wall surfaces, including furnishings.