



CASSON STREET, LONDON, E1  
**£500,000 LEASEHOLD**

**A STUNNING TWO DOUBLE BEDROOM FIRST FLOOR APARTMENT IN A HIGHLY SOUGHT-AFTER LOCATION CLOSE TO THE CITY.**

Shoreditch | 020 7749 7650 | [shoreditch@winkworth.co.uk](mailto:shoreditch@winkworth.co.uk)

**Winkworth**

*[winkworth.co.uk](http://winkworth.co.uk)*

See things differently





## DESCRIPTION:

A light and bright, two double bedroom, first floor apartment with fantastic views of the City skyline.

The property is situated within a contemporary development just off Brick Lane and benefits from triple glazing, gas central heating, fob/videophone entry access and bicycle storage.

The property comprises an entrance hall, two generously sized double bedrooms, a family bathroom with white three-piece suite, tiled flooring, and a bath with shower over attachment and an open plan kitchen/living room with wood veneer flooring, two large windows allowing plenty of natural light to fill the room, gas hob with electric oven, washing machine, dishwasher, and space for a fridge/freezer.

The property is ideally positioned between Whitechapel and Spitalfields Market. Offering a vast range of local amenities, shops, cafes, bars and restaurants with Whitechapel High Street, Aldgate and Aldgate East, Brick Lane, Shoreditch and Liverpool Street all within easy walking distance. You also have fantastic transport links with Whitechapel Station (Crossrail), Aldgate and Aldgate East (Hammersmith & City, District, Circle and Metropolitan lines), Liverpool Street Station and Shoreditch High Street overground all close by. There is also choice of bus route offering access across London.

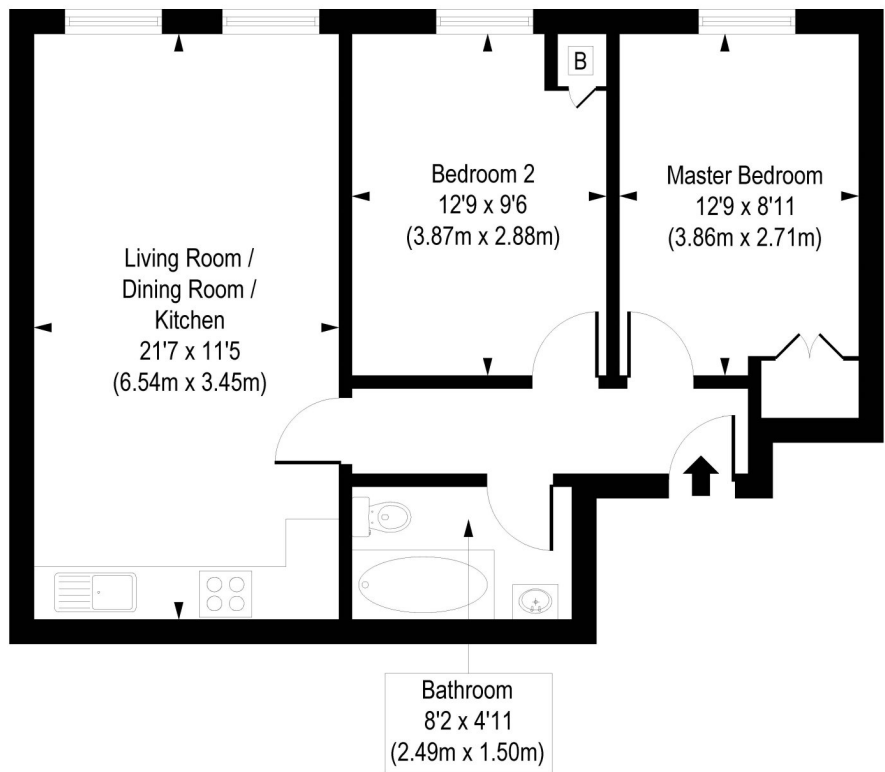
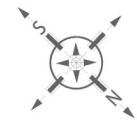
**Winkworth**





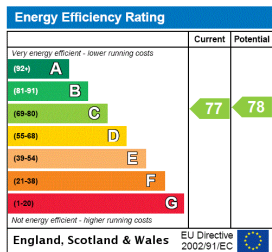
Winkworth

Casson Street, E1  
Approx. Gross Internal Floor Area 601 sq. ft / 55.80 sq. m



COMPLIANT WITH RICS CODE OF MEASURING PRACTICE. Floorplan is for illustrative purposes only and is not to scale. Every attempt has been made to ensure the accuracy of the floorplan shown, however all measurements, fixtures, fittings and data shown are an approximate interpretation for illustrative purposes only. Liability for errors, omissions or mis-statement through negligence or otherwise is hereby excluded.

This floorplan is for illustration purposes only and is not to scale. The position and size of doors, windows, appliances and other features are approximate.



Shoreditch | 020 7749 7650 | shoreditch@winkworth.co.uk



winkworth.co.uk

See things differently

Winkworth wishes to inform prospective buyers and tenants that these particulars are a guide and act as information only. All our details are given in good faith and believed to be correct at the time of printing but they don't form part of an offer or contract. No Winkworth employee has authority to make or give any representation or warranty in relation to this property. All fixtures and fittings, whether fitted or not are deemed removable by the vendor unless stated otherwise and room sizes are measured between internal wall surfaces, including furnishings.