



ISLANDSTONE LANE, HURST, READING, RG10
GUIDE PRICE £1,950,000 FREEHOLD

**AN EXCEPTIONAL CONTEMPORARY 5-6 BEDROOM BARN
CONVERSION SET AROUND A COURTYARD GARDEN WITH
5 ACRES AND THIS EXCELLENT SEMI-RURAL SETTING**

Reading | 0118 4022 300 | reading@winkworth.co.uk

Winkworth

for every step...

winkworth.co.uk



Winkworth
for every step...

DESCRIPTION:

An exceptional 5/6 bedroom new home in this quiet semi-rural setting just two miles from Twyford with its train station featuring on the Elizabeth Line and Crossrail linking Reading with the City of London and Canary Wharf. Finished to exacting standards this sympathetic barn conversion is set in approximately 5 acres of grounds on this quiet country lane. This unique home is approached via a five bar gate onto an extensive driveway with an oak framed double garage and parking for several cars. The property is set around a large courtyard patio area which can be accessed from multiple entrances in the house and a real focal point perfect for entertaining and taking in the tranquillity and views over the substantial grounds. The main entrance opens into a bright and spacious entry hall with a limestone tiled floor which leads through to the kitchen, dining area, w/c and boot room. The main living room is off the entrance hall and has a high vaulted ceiling with exposed beams, a wood burner and double doors opening on to courtyard at one end and further double doors leading to the kitchen. The delightful contemporary country style kitchen is again spacious based around an impressive central island and finished to the highest of specifications with a full range of Miele appliances, designer fittings and granite work surfaces. There is a dining area off the kitchen with double doors on to another terrace perfect for al-fresco dining or as a relaxing hideaway to the rear of the property. To the other side of the kitchen there is another reception room which has double doors again onto the courtyard and stairs to the first floor accommodation. This room would make an excellent snug, tv room, children's play room or games room. There are two ground floor bedrooms serviced by a bathroom in between them and the boot room leads into another bright passageway with more double doors on to the terrace running into another room with a vaulted ceiling and more doors to the outside which would make a perfect office or even a guest bedroom. On the first floor there are three bedrooms, a superb family bathroom and an en-suite shower room.. The detached double garage has a habitable space above suitable for an office or as additional living accommodation. This immaculate home has been completed with some superb features including, engineered oak floors, a range of panelled and glazed doors, impressive outside areas, a designer kitchen and bathrooms and is ready to move into. It will make a perfect family home in a peaceful setting, close to local amenities and in perfect striking distance of central London, Reading and beyond.

AT A GLANCE

- 5-6 Bedroom Contemporary Barn Conversion
- Approximately 5 Acres Of Grounds
- High Spec. Fitted Kitchen with Quality Miele Appliances
- 4 Reception Rooms
- 3 Bathrooms and Ground Floor WC
- Boot Room and Generous Entrance Hall
- Landscaped Gardens
- Detached Double Garage with Living Space Above
- Ultra-Efficient Air Source Heat Pump System



Winkworth
for every step...



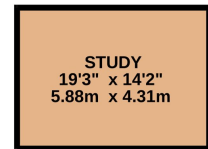
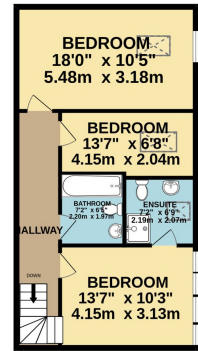
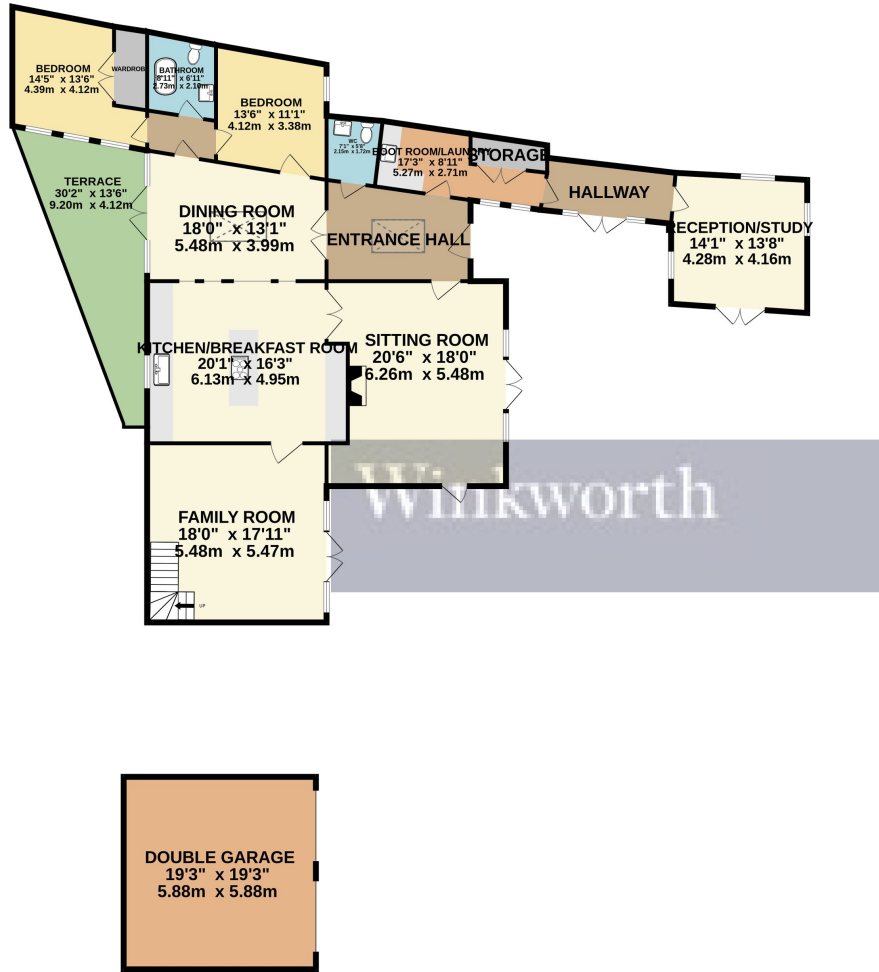
Winkworth
for every step...





GROUND FLOOR
2453 sq.ft. (227.9 sq.m.) approx.

1ST FLOOR
887 sq.ft. (82.5 sq.m.) approx.



TOTAL FLOOR AREA: 3341 sq.ft. (310.4 sq.m.) approx.

Whilst every attempt has been made to ensure the accuracy of the floorplan contained here, measurements of doors, windows, rooms and any other items are approximate and no responsibility is taken for any error, omission or mis-statement. This plan is for illustrative purposes only and should be used as such by any prospective purchaser. The services, systems and appliances shown have not been tested and no guarantee as to their operability or efficiency can be given.
Made with Metropix ©2023

This floorplan is for illustration purposes only and is not to scale. The position and size of doors, windows, appliances and other features are approximate.

Energy Efficiency Rating		Current	Potential
Most energy efficient - lower running costs			
(92-100)	A		
(81-91)	B		
(69-80)	C		
(55-68)	D		
(39-54)	E	75	81
(21-38)	F		
(1-20)	G		
Least energy efficient - higher running costs			
England, Scotland & Wales		EU Directive 2002/91/EC	



Reading | 0118 4022 300 | reading@winkworth.co.uk

for every step...

winkworth.co.uk

Winkworth wishes to inform prospective buyers and tenants that these particulars are a guide and act as information only. All our details are given in good faith and believed to be correct at the time of printing but they don't form part of an offer or contract. No Winkworth employee has authority to make or give any representation or warranty in relation to this property. All fixtures and fittings, whether fitted or not are deemed removable by the vendor unless stated otherwise and room sizes are measured between internal wall surfaces, including furnishings.