



**POINT HILL, GREENWICH, LONDON, SE10**  
**GUIDE PRICE £700,000-£725,000 FREEHOLD**

**A BEAUTIFULLY PRESENTED, AND FULLY REFURBISHED, TWO BEDROOM END OF TERRACE HOUSE THAT SITS PERFECTLY TOWARDS THE TOP OF POINT HILL IN WEST GREENWICH, JUST MOMENT FROM THE OPEN HEATH AND THE POINT.**

Greenwich | 02030533033 | greenwich@winkworth.co.uk

**Winkworth**

*winkworth.co.uk*

See things differently



## DESCRIPTION:

Guide Price £700,000-£725,000. A beautifully presented, and fully refurbished, two bedroom end of terrace house that sits perfectly towards the top of Point Hill in West Greenwich, just moment from the open heath and the Point.

Measuring circa 612 sq ft, the property is in fantastic order throughout and comprises of a super 29ft kitchen reception room on the ground floor, with the stripped flooring and bifold doors that lead to the garden. The kitchen is brand new and features loads of storage. Upstairs there are two good sized double bedrooms, with the master bedroom having bespoke fitted wardrobes. There is also a newly fitted bathroom. Added benefits include hard wood on the ground floor, gas central heating and double glazing. There is also off street parking to the front. To the rear is a pretty garden that has been recently repaved and turfed. This also has side access from the front.

This constitutes one of the best and most sought after locations in Greenwich, and is just a short walk to the town centre, which offers a fantastic array of shops and restaurants, along with mainline rail, DLR and riverboat service. It is also just a short walk to the Royal Park, with its Observatory and Blackheath Village!

## AT A GLANCE

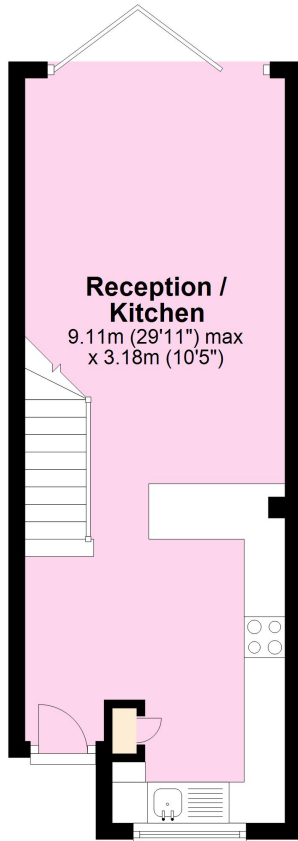
- end of terrace house
- two bedrooms
- off street parking
- excellent condition
- circa 692 sq ft
- large 17ft reception
- paved rear garden
- 10ft conservatory
- West Greenwich location
- moments from heath
- close to town centre





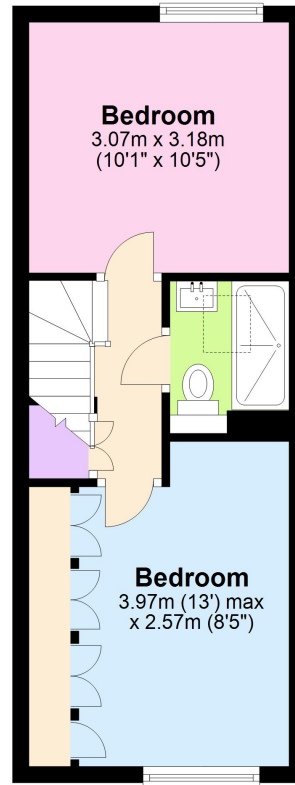
### Ground Floor

Approx. 27.9 sq. metres (300.6 sq. feet)



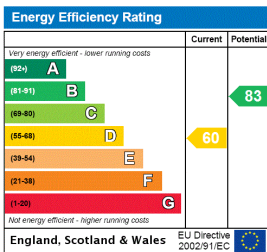
### First Floor

Approx. 29.0 sq. metres (311.8 sq. feet)



Total area: approx. 56.9 sq. metres (612.5 sq. feet)

This floorplan is for illustration purposes only and is not to scale. The position and size of doors, windows, appliances and other features are approximate.



Greenwich | 02030533033 | greenwich@winkworth.co.uk



winkworth.co.uk

See things differently

Winkworth wishes to inform prospective buyers and tenants that these particulars are a guide and act as information only. All our details are given in good faith and believed to be correct at the time of printing but they don't form part of an offer or contract. No Winkworth employee has authority to make or give any representation or warranty in relation to this property. All fixtures and fittings, whether fitted or not are deemed removable by the vendor unless stated otherwise and room sizes are measured between internal wall surfaces, including furnishings.