



## Kersfield Road, SW15


£2,000 per month *Furnished, Part Furnished, Unfurnished*



A smart, newly renovated one bedroom apartment with a private balcony, set on the second floor (lift access) of Classinghall House, ideally positioned for Central Putney and the excellent transport links of Putney Mainline and East Putney.

### KEY FEATURES

- Newly renovated
- Balcony
- Second floor with lift
- Central Putney
- Easy access to Putney Mainline & East Putney stations
- Furnished, part-furnished or unfurnished



Putney

020 8877 1000 | [putney@winkworth.co.uk](mailto:putney@winkworth.co.uk)

**Winkworth**

for every step...



## DESCRIPTION

A smart, newly renovated one bedroom apartment with a private balcony, set on the second floor (lift access) of Classinghall House, ideally positioned for Central Putney and the excellent transport links of Putney Mainline and East Putney.


The accommodation is bright and well-proportioned, featuring a generous open-plan kitchen/reception room with attractive wood flooring and ample space for both living and dining. The kitchen is contemporary in style with sleek units and good worktop space, while the reception leads out to the balcony - ideal for a morning coffee or evening unwind. There is a comfortable double bedroom with fitted storage and a modern bathroom suite.

Offered furnished, part-furnished or unfurnished, this is a superb option for anyone wanting a turnkey home in a highly convenient Putney location. Approx. 506 sq. ft / 47 sq. m.



## LOCATION

For more information, scan the QR code or visit the link below



<https://www.winkworth.co.uk/rent/property/SOU250277>

Where no figures are shown, we have been unable to ascertain the information. All figures that are shown were correct at the time of printing.

## MATERIAL INFO

**Deposit:** 5 weeks' rent


**Holding Deposit:** 1 week's rent

**Council Tax Band:** Wandsworth



# Classinghall House, Kersfield Road, SW15

Approximate Gross Internal Area 47 sq.m / 506 sq. ft



## Second Floor

Floor Plan produced for WINKWORTH by Mays Property Marketing © . Tel 020 3397 4594

Illustration for identification purposes only. Not to scale.

Orientation, measurements, and other details are approximate and for guidance only, purchasers should verify details independently.

Where a room has a sloping ceiling the dotted line marks 1.50M height, and all measurements shown are at floor level.

**Putney**

020 8877 1000 | [putney@winkworth.co.uk](mailto:putney@winkworth.co.uk)

**Winkworth**

for every step...

Winkworth wishes to inform prospective buyers and tenants that these particulars are a guide and act as information only. All our details are given in good faith and believed to be correct at the time of printing but they don't form part of an offer or contract. No Winkworth employee has authority to make or give any representation or warranty in relation to this property. All fixtures and fittings, whether fitted or not are deemed removable by the vendor unless stated otherwise and room sizes are measured between internal wall surfaces, including furnishings.